



KANKAKEE COUNTY PLANNING DEPARTMENT BUILDING & ZONING DIVISION

POOL PERMIT APPLICATION

INSTRUCTIONS

Section 1 and Section 6 to be completed by Owner or Authorized Agent. Please note that if your property is in a subdivision, the covenants and restrictions of that subdivision should be consulted to ensure your project is in compliance. Covenants and restrictions for subdivisions can be obtained from the Kankakee County Recorder of Deeds Office. The Planning Department does not enforce subdivision covenants and restrictions.

Section 4: The application must be sign by the owner or authorized agent.

SWIMMING POOL REGULATIONS

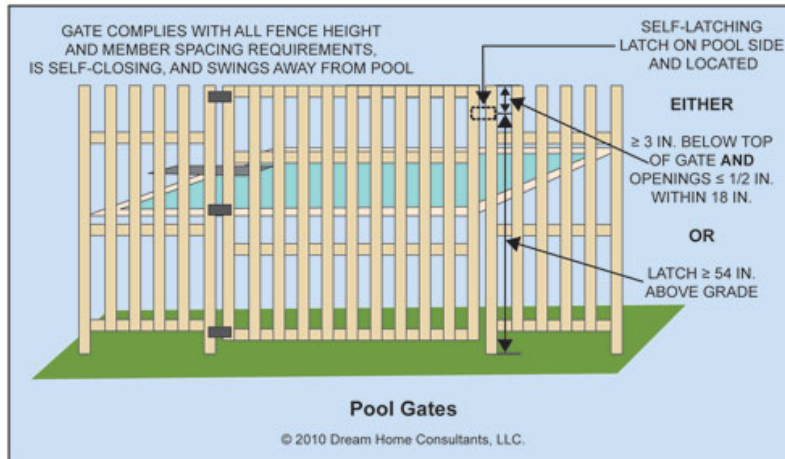
1. A site plan drawn close to scale, showing the actual shape and dimensions of the lot to be built on, the size and dimensions on the lot of buildings and structures already existing and the size and location of the swimming pool to be constructed. County 5-13
2. Site plan must also include location of overhead or underground utilities. County 5-13
3. Building permit is required before construction begins. County 5-13
4. Contractor must be registered with County of Kankakee. County 5-86
5. Pool or any part of the pool cannot be located any closer than 5 ft. (60 inches) from any side or rear property line. County 4.04-B-2
6. Under no circumstances can a pool be located in any front yard. A corner lot shall always be considered as having 2 (two) front yards. County 4.04-C table
7. Any structure intended for swimming, recreational bathing or wading that contains water over 24 inches deep shall be required to conform to these requirements. ICC 3901.2
8. A 48" barrier must protect the pool on all sides. See attached approved barrier types. ICC 3109.4.1 (see drawing B)
9. If a deck is used, the 48" barrier requirement is still in place. ICC 3109.4.1
10. Any gate in the barrier must open outwards with a self-closing and self-latching device. ICC 3109.4.1.7 (see drawing A)



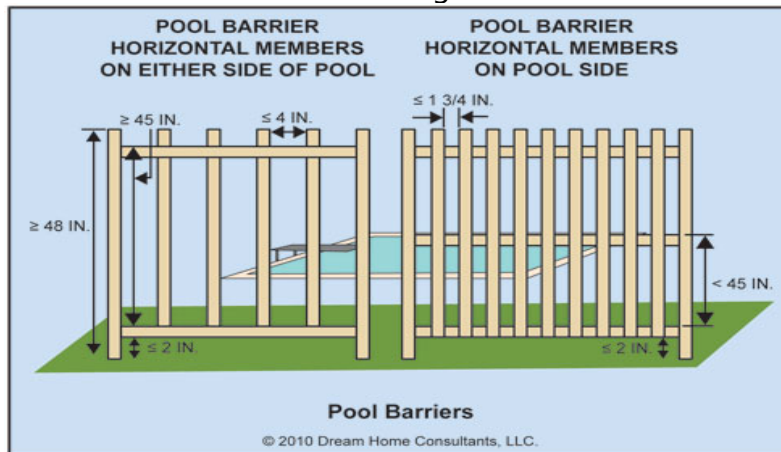
11. When the release mechanism of the self-latching device is located less than 54" from the bottom of the gate, the release mechanism shall be located on the pool side of the gate at least 3 inches below the top of the gate. ICC 3109.4.1.7

12. When a house wall is used as part of the barrier requirements, the following requirements must be in place.
 1. A door in the required barrier with direct access to the pool shall have an audible alarm on the door or a power safety cover. Either must meet all requirements of ICC 3109.4.1.8
 2. A door in the required barrier may be allowed to have a self-closing and latching device if approved by the administrative authority and device shows that safety will not be compromised. ICC 3109.4.1.8.3

Drawing A



Drawing B



13. All electric circuits to pool must be of ground fault interruption type. NEC
14. Drop cords are not allowed to be used on pools for any reason. NEC
15. All requirements of ComEd (enclosed) must be followed.

Minimum Clearances for Overhead Service Cable (120, 120/208 or 120/240 Volts)

| <i>Location</i> | <i>Minimum Clearances</i> |
|--|---------------------------|
| Over streets, alleys, parking lots, public driveways, or over commercial, industrial, and farm private property driveways | 18 ft. |
| Over residential private property driveways | 12 ft. 6 in. |
| Spaces accessible to pedestrians only | 10 ft. 6 in. |
| Above or below balconies and roofs* accessible to pedestrians | 11 ft. |
| Above or below roofs* not accessible to pedestrians | 3 ft. 6 in. |
| Horizontal clearance from windows, porches, balconies, fire escapes, signs or any part of a building normally accessible to individuals (including access for maintenance) | 5 ft. |
| Horizontal clearance from communication or signal wires at the building | 1 ft. |

Conductors are not permitted to pass over any swimming pool or tanks containing flammable materials.

Attachments cannot be made on chimneys.

Service wire attachment shall not exceed 25 ft. above the ground at final grade.

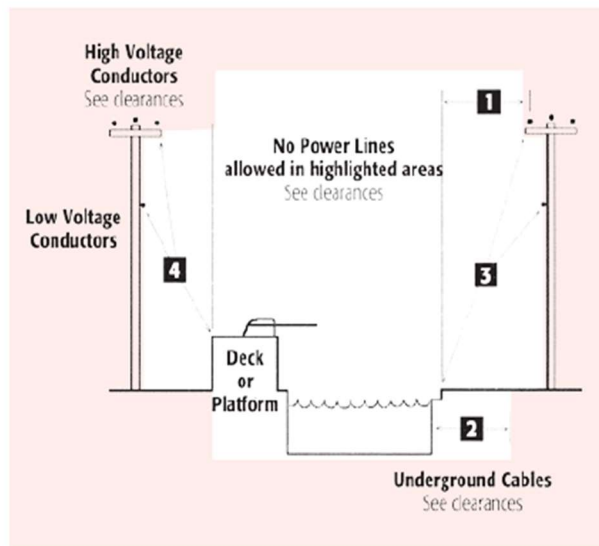
Note:

* A roof, balcony or area is considered accessible to pedestrians if the means of access is through a doorway, ramp, stairway or permanently-mounted ladder.

For higher voltages or variance from these clearances, contact your local ComEd representative.

Minimum Clearances Near Swimming Pools

- Horizontal limit of aerial clearance will not measure less than 10 ft. from the inside wall of the pool.
- Underground service cable shall not be permitted under the pool or within 5 ft. of the inside wall of the pool. When space limitations prevent service cables from being routed 5 ft. or more from the pool, such cables must be installed 24 in. deep in 4 in. conduit at customer's expense.



| <i>Swimming Pool Clearances</i> | <i>0-750 V</i> | <i>750-15,000 V</i> |
|--|-----------------------------------|---------------------|
| 3 Clearance in any direction from the edge of the pool | 22' 6" (without violating rule 1) | 25' |
| 4 Clearance in any direction to a platform | 14' 6" (without violating rule 1) | 17' |

Exercise extreme caution near live wires.
Do not attempt to measure exact distances to live wires due to danger of electrocution.

16. All metallic components including conductive pool shells, perimeter surfaces within 3 feet of pool, underwater lighting, metal fittings such as ladder, slide & diving board anchors, electrical equipment, fixed metal parts and concrete reinforcement such as rebar and WWM must be bonded together with minimum of 8 AWG copper wire. NEC 680.26
17. Covers used as safety barriers must be ASTM-F1346-91 approved

FENCE REGULATIONS

1. Maximum height is 6 feet in rear and side yards
2. Posts must be a minimum 42 inches deep
3. Finished side must be out

DECK REGULATIONS

1. Stair riser max is 7 $\frac{3}{4}$ ", tread max is 10", must have grippable handrail between 1 $\frac{1}{4}$ "-2"
2. Post shall be imbedded in concrete a minimum of 12" or use manufactured connectors to prevent lateral displacement.
3. Beams shall bear on posts
 - a. Min. 4x4 if setting on top, using connectors to resist uplift
 - b. Minimum 6x6 if notching in w/ min. (2) $\frac{1}{2}$ " through bolts w/washer
4. Ledger boards shall be fastened with $\frac{1}{2}$ " x 3" lag screws w/washers staggered 2" from top and bottom 16" o.c.
5. Joists shall bear on 1 $\frac{1}{2}$ " wood or steel (joist hangers) minimum
6. Maximum joist spans:

| size | 12" o/c | 16" o/c | 24" o/c |
|-------------|----------------|----------------|----------------|
| 2x6 | 8'-10" | 8'-0" | 7'-0" |
| 2x8 | 11'-8" | 10'-7" | 8'-8" |
| 2x10 | 14'-11" | 13'-0" | 10'-7" |
| 2x12 | 17'-5" | 15'-1" | 12'-4" |

7. Stairways shall not be less than 36" in clear width above the permitted handrail height. Maximum riser height is 7 $\frac{3}{4}$ " and minimum tread depth is 10"
8. Railings or guardrails are required if deck is 30" or more above finished grade. Guardrails must be a minimum of 36" in height. Posts or spindles shall not allow a 4" sphere to pass through, or be installed in a horizontal manner that results in a ladder effect.
9. Railings along stairways are to be 34"-38" in height, measured from the nose of the treads and not allow a 4 $\frac{3}{8}$ " sphere to pass between them. There must be a greppable handrail on at least one side with a cross section of 1 $\frac{1}{4}$ "- 2" which must terminate at a newel or wall. Bottom rails shall be installed to prevent 6" sphere from passing through the stair tread and rail.

Pool Permit Worksheet

NAME _____ ADDRESS _____

Size of pool? _____

Is there a heater? _____

Distance from back of house? _____

Distance from side yard lot line? _____

Distance from rear yard lot line? _____

Is the pool in ground or above ground? _____

IF THE POOL IS ABOVE GROUND

Height of pool above grade? _____

If less than 48" it must have a barrier **Fence** _____ (see fence below) **Deck** _____ (see deck below)

IF THE POOL IS IN GROUND

Is there an apron? _____ Size? _____ Concrete? _____ Pavers? _____

What type of barrier?

ASTM Safety Cover _____ **Fence** _____ (see fence below) **Deck** _____ (see deck below)

Fence

Type of fence? Privacy _____ picket _____ chain link _____ Other _____

Height of fence? _____

Deck

Size of deck? _____

Depth of piers? _____

Spacing of piers? _____

Size of posts? _____

Size of beams? _____

Size of floor joists? _____

Spacing of floor joists? _____

Size of decking? _____

How high is the deck above grade? _____ if more than 7 ¾" it needs stairs (see stairs)

Stairs

Width? _____ Riser? _____ (max 7 ¾") Tread? _____ (min. 10")

Handrails? _____ (if more than 3 risers you need these)

Guardrails

Height of rail off grade? _____

Height of rail off deck? _____

Spacing between spindles, posts or off deck? _____

SUBMITTAL REQUIREMENTS

1. Plot plan showing all existing structures, location of proposed pool, utility services, septic tank & field if applicable.
 - a. If fence or deck is included, please include these also.
2. Pool permit application.
3. Pool permit worksheet.
4. Contractor List.
5. Manufacturers brochures for pool pump, heater, filter and ASTM cover (if applicable).
6. Signed contract or material estimate sheet from a distributor (if doing the work yourself).



KANKAKEE COUNTY PLANNING DEPARTMENT BUILDING & ZONING DIVISION
POOL PERMIT APPLICATION

Date Received: _____ Add-On: ☐ Date of Add-On: _____
Building Permit Fee: _____ Admin. Fee: _____ Total Fee: _____
Date Issued: _____ Paid: _____ Permit No.: _____

Applicant to complete this section:

SECTION 1: OWNER INFORMATION

Name: _____
Telephone Number: _____ Email: _____
Mailing Address: _____
Site Address: _____
Contact Person: _____ Telephone Number: _____
Email: _____
Will the homeowner be performing the work themselves? Yes _____ No _____

SECTION 2: PROPERTY INFORMATION

PI No: _____ Township: _____
Floodway/Floodplain: _____
Subdivision: _____ Block No.: _____ Lot No: _____
Zoning District: _____ Check PI File: Date: _____ Initials: _____

SECTION 3: PROJECT INFORMATION

Project Description: _____

Signed Contract (Attach): _____ Total Value: _____
Material: _____ Labor: _____ Other: _____

SECTION 4: AUTHORIZATION

As the owner or authorized agent of the above described property, I hereby authorize the addition of the above described improvements and work that will be performed by the contractors listed or by myself. The information provided is accurate to the best of my knowledge.

(Signature of Owner or Authorized Agent)

Application Taken By: _____

SECTION 5: PLAN/ APPLICATION REVIEW

Application Reviewed By: _____ Approved: ☐ Denied: ☐

If denied, state reason why: _____

SECTION 6: CONTRACTOR INFORMATION

Permit # _____

Owners Name: _____ Type of Construction: _____

If the contractor's list should change at any time during the project, a revised list shall be submitted to the Planning Department

| | |
|-------------------|--------------------------------------|
| Trade: _____ | License # _____ |
| Contractor: _____ | Signed Aff. _____ Yes _____ No _____ |
| Phone #: _____ | Gen. Lib. _____ Yes _____ No _____ |
| | Work Comp _____ Yes _____ No _____ |
| | Bond _____ Yes _____ No _____ |

| | |
|-------------------|--------------------------------------|
| Trade: _____ | License # _____ |
| Contractor: _____ | Signed Aff. _____ Yes _____ No _____ |
| Phone #: _____ | Gen. Lib. _____ Yes _____ No _____ |
| | Work Comp _____ Yes _____ No _____ |
| | Bond _____ Yes _____ No _____ |

| | |
|-------------------|--------------------------------------|
| Trade: _____ | License # _____ |
| Contractor: _____ | Signed Aff. _____ Yes _____ No _____ |
| Phone #: _____ | Gen. Lib. _____ Yes _____ No _____ |
| | Work Comp _____ Yes _____ No _____ |
| | Bond _____ Yes _____ No _____ |

| | |
|-------------------|--------------------------------------|
| Trade: _____ | License # _____ |
| Contractor: _____ | Signed Aff. _____ Yes _____ No _____ |
| Phone #: _____ | Gen. Lib. _____ Yes _____ No _____ |
| | Work Comp _____ Yes _____ No _____ |
| | Bond _____ Yes _____ No _____ |

| | |
|-------------------|--------------------------------------|
| Trade: _____ | License # _____ |
| Contractor: _____ | Signed Aff. _____ Yes _____ No _____ |
| Phone #: _____ | Gen. Lib. _____ Yes _____ No _____ |
| | Work Comp _____ Yes _____ No _____ |
| | Bond _____ Yes _____ No _____ |

| | |
|---|--------------------------------------|
| Plumbing: _____ | License # _____ |
| Phone #: _____ | Signed Aff. _____ Yes _____ No _____ |
| | Gen. Lib. _____ Yes _____ No _____ |
| | Work Comp _____ Yes _____ No _____ |
| | Bond _____ Yes _____ No _____ |
| State License #: 058- _____ | Expiration: _____ |
| State Registration #: 055- _____ | Expiration: _____ |

Date Received: _____ Date Approved: _____ Approved By: _____